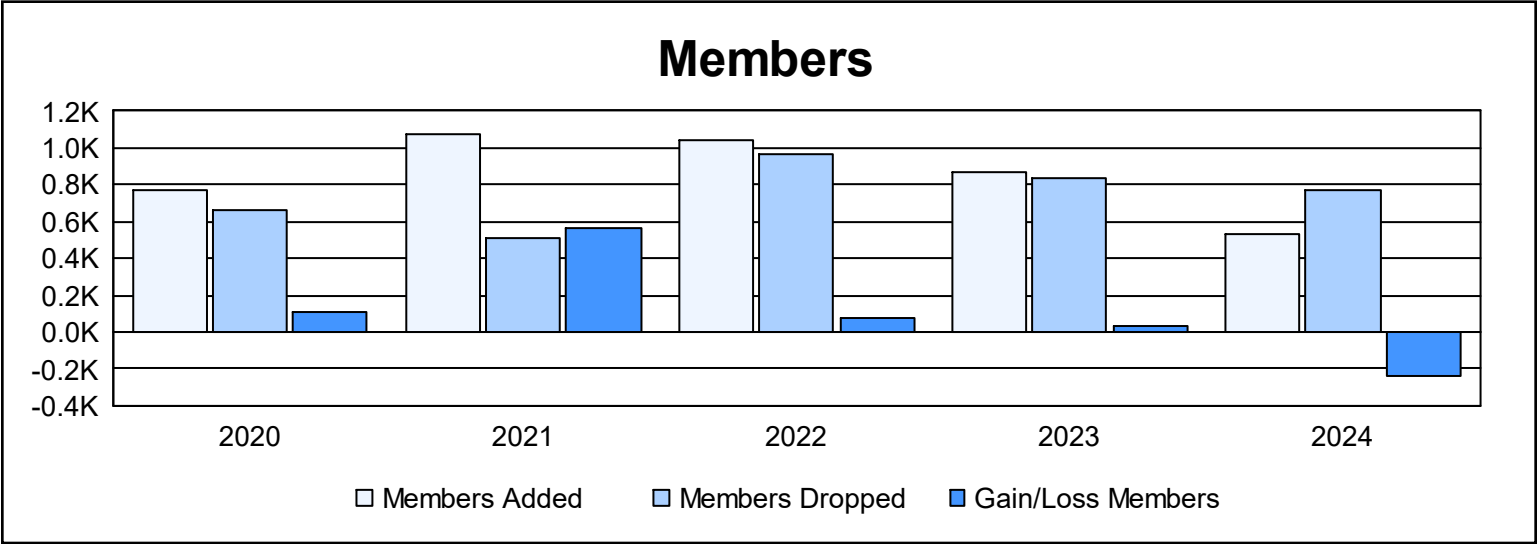
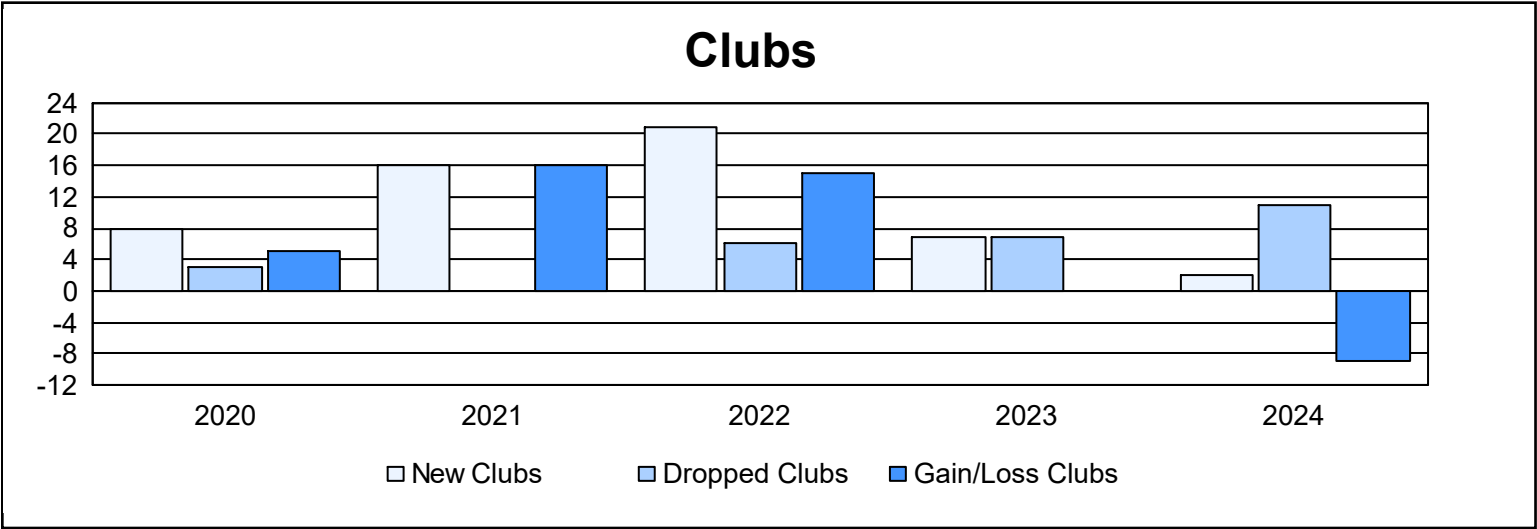
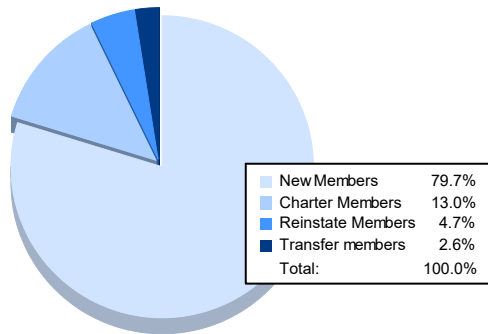


| Year      | New Clubs | Dropped Clubs | Gain/ Loss Clubs | New Members | Charter Members | Reinstate Members | Transfer Members | Total Member Added | Total Members Dropped | Gain/ Loss Members |
|-----------|-----------|---------------|------------------|-------------|-----------------|-------------------|------------------|--------------------|-----------------------|--------------------|
| 2019-2020 | 8         | 3             | 5                | 519         | 210             | 20                | 22               | 771                | 666                   | 105                |
| 2020-2021 | 16        | 0             | 16               | 618         | 413             | 25                | 15               | 1,071              | 506                   | 565                |
| 2021-2022 | 21        | 6             | 15               | 464         | 537             | 16                | 23               | 1,040              | 961                   | 79                 |
| 2022-2023 | 7         | 7             | 0                | 526         | 261             | 50                | 28               | 865                | 836                   | 29                 |
| 2023-2024 | 2         | 11            | -9               | 423         | 69              | 25                | 14               | 531                | 770                   | -239               |
| Average   | 11        | 5             | 5                | 510         | 298             | 27                | 20               | 856                | 748                   | 108                |



### Membership Composition June 2024 Cumulative



### Gender Composition June 2024 Cumulative

